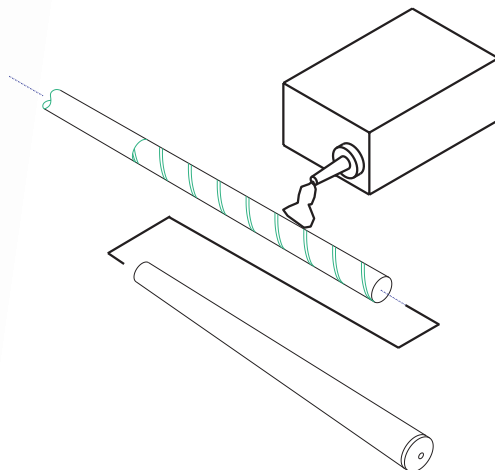


Big Butt Grip Installer

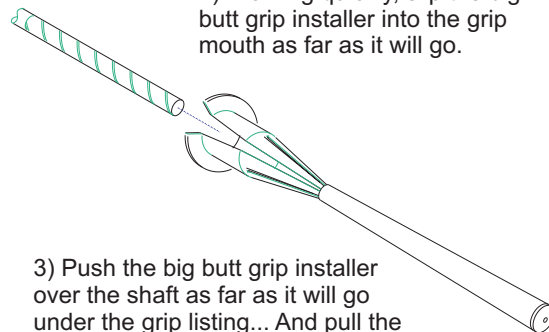


The big butt grip installer makes grip installation on the popular big butt graphite shafts a breeze. Recommended for grip installation on oversized butt shafts including the .700" .809" & .865" butts. Also works great on conventional shafts and grips.

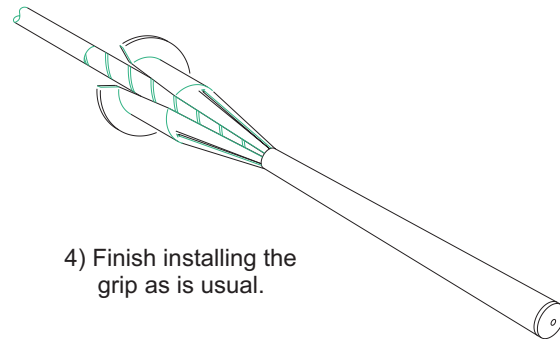
1) Install grip tape over golf shaft as is customary and lubricate the inside of the golf grip solvent inside the golf grip and onto the grip tape.



2) Working quickly, slip the big butt grip installer into the grip mouth as far as it will go.



3) Push the big butt grip installer over the shaft as far as it will go under the grip listing... And pull the tool free taking care not to rip open the grip mouth.



4) Finish installing the grip as is usual.